


# Phase 2 Home Learning Challenges

Look at things around the room and say the sound they begin with. Can you hear the sound they end with too? Try writing some of them down.

Can you spell out any of the pictures? Tell your grown-up which sound it begins with and which sound it ends with. Do all the words have the same number of sounds?



Play a game with your grown-up. Take it in turns to give instructions. For example, 'Touch your f-ee-t' or 'Stand u-p'.

Can you look in a book and find any of these words? Which words did you spot the most?

the

to

I

go

no

Can you read the letters on this page and think of a word that begins with each one?

t

f

d

l

c

s

b

o

Can you put the sounds on this page into the phoneme frames to make words?

--	--

--	--	--

# Phase 3 Home Learning Challenges

Look at the things around the room. Can you spot any words that begin with any of these sounds? Can you hear the sound they end with too? Try writing some of them down.

**j v w y z**


Can you put the sounds on this page into the phoneme frames to make words?

--	--

--	--	--

--	--	--	--

Can you spell out any of the pictures? Do all the words have the same number of sounds? Can you underline any digraphs?



Play a game with your grown-up. Ask your grown-up to read a sound to you. Can you write the sound down? You could use different colours.

Can you read the digraphs on this page and think of a word that includes each sound?

**igh**

**ow**

**air**

**ar**

**ear**

**sh**

**ure**

**zz**

Can you look in a book and find any of these words? Which words did you spot the most times?

**he**

**all**

**she**

**are**

**we**

**her**

**me**

**was**

**be**

**they**

**you**

**my**

# Maths: Counting and Ordering Numbers to 20

## Home Learning Challenges

Write out the numbers 0-20 on some paper or card, cut them up and then ask a grown-up to mix the numbers up – don't peek! Then, see how quickly you can put them into the correct order. You could ask someone to time you and then see if you can get faster when you try again.

Collect 20 leaves from your garden or a local park. Write the numbers 1-20, one on each leaf, using a thick marker pen. Use a hole punch to make a hole in either end of the leaves and then thread them onto a piece of string. Don't forget to put them in the correct order! You could then put up your homemade number line in your bedroom to help you remember the order of the numbers.
























Next time you open a packet of raisins, some carrot sticks or apple pieces, count out how many you have. If you're eating them with a friend, count how many they have too. Can you write the numbers down?

Ask an adult to hide the numbers to 20 around your room, house or garden. See if you can find all 20 and place them in order. You could ask someone to tell you a number to find. Can you remember what the number looks like and find it?



























Draw circles on a piece of paper and put different coloured paints in shallow trays. Choose a number between 1 and 20. Dip your finger into paint and add that many petals to one of the circles, making a flower. Count the petals to check how many you have and write that number in the middle of the circle. Choose another number and do the same to another circle on your page. Fill up your page with colourful flowers, each with different amounts of petals.

Write the numbers 0-20 on plastic building bricks. Make a tower of 21 bricks, seeing if you can put the numbers in the correct order. Start with 0 at the bottom and 20 at the top and then try starting with 0 at the top and 20 at the bottom.

# Phase 2 Sound Mat

s 	a 	t 	p 	i 	n 	m 	d 
g 	o 	c 	k 	ck 	e 	u 	r 
h 	b 	f 	ff 	l 	ll 	ss 	

# Phase 3 Sound Mat

j 	v 	w 	x 	y 	z 	zz 	qu 
ch 	sh 	th 	ng 	ai 	ee 	igh 	oa 
oo 	oo 	ar 	or 	ur 	ow 	oi 	ear 
air 	ure 	er 