





Activities 1 and 2 will be taught at school on whatever days your child attends. This means you can work on Activities 3 and 4 from home on your 'off' days. If you are continuing to learn from home, then you can work through the activities in whichever order you wish 😊

Activity		Guidance for Parents
<p>1</p>	<p>Read the story about the seasons.            Can you tell which season we are in now?            What is your favourite season? Why?            Talk about the different things that are associated with certain seasons e.g holidays in the summer, Christmas in winter.</p> 	<p>Get your child to retell the story as they sequence the pictures. Encourage them to justify why they have placed a picture where they have, or say how they know it is correct.</p>
<p>2</p>	<p>Re-read the story. Can you think of some words to describe the different seasons? Words that describe things are called adjectives!</p>  	<p>Circle the words that describe the season. Use phonic knowledge to sound out and encourage the children to refer back to the story i.e 'yes it is cold in winter, Seren wears a coat'.</p> <p>Ext: add some more adjectives of your own</p>

**3** What is a fact file? Fact books are about real things. We looked at lots of fact books in science week. Read the facts about the different seasons. Can you remember any of them? Quiz your grown up - tell them a fact and make them guess the season! Use the information from the fact file to make your own picture cards for each season.



Encourage your child to draw a picture for each season.

Ext: Label the season with words/phrases related to that season

**4** Use the information you have learnt from the story and/or the fact files to write about the different seasons. Draw a picture to show something that you like doing in that season e.g. sledging in the winter, eating an ice in the summer. Write a sentence to go with your picture in the space underneath.



Talk about the different seasons - the weather, the celebrations, the different things that happen in nature etc.

Encourage the use of a phonic mat to help your child sound out what they want to write. It is better for them to make a phonetically plausible attempt than copy the correct spelling without any understanding of why it is spelled like that or what it says.

ACTIVITY 1 - Sequencing (cut and stick or number the pictures)

## Seren's Seasons: Sequencing

Can you put the pictures from the story in the right order?

Spring

--	--



Summer

--	--



Autumn

--	--



Winter

--	--



**Activity 2 - Describe the seasons**



Choose some words and phrases that describe spring.

Can you add any of your own?

- |          |        |           |
|----------|--------|-----------|
| warm     | cloudy | colourful |
| cold     | snowy  | dark      |
| hot      | fresh  | green     |
| freezing | bright |           |
| sunny    | dull   |           |

\_\_\_\_\_

\_\_\_\_\_



Choose some words and phrases that describe summer.

Can you add any of your own?

- |         |        |            |
|---------|--------|------------|
| chilly  | cloudy | dull       |
| cold    | snowy  | long days  |
| hot     | light  | short days |
| boiling | dark   |            |
| sunny   | bright |            |

\_\_\_\_\_

\_\_\_\_\_



Choose some words and phrases that describe autumn.

Can you add any of your own?

- |          |        |           |
|----------|--------|-----------|
| chilly   | windy  | colourful |
| cold     | rainy  | dull      |
| warm     | green  | bright    |
| freezing | orange | dark      |
| sunny    | red    |           |
| cloudy   | brown  |           |

\_\_\_\_\_

\_\_\_\_\_



Choose some words and phrases that describe winter.

Can you add any of your own?

- |          |           |            |
|----------|-----------|------------|
| cold     | frosty    | bright     |
| warm     | windy     | dark       |
| hot      | snow      | long days  |
| freezing | white     | short days |
| sunny    | colourful |            |

\_\_\_\_\_

\_\_\_\_\_

## Activity 3 - Read the fact file and make own season fact cards

# The Seasons


We have four seasons in a year. These are autumn, winter, spring and summer.

## **Spring**

The weather gets warmer.

Young chicks and lambs are born.

Green leaves and flowers start to grow.



## **Summer**

There is more sunshine.

There are lots of green leaves on trees.

Flowers are in bloom.



## **Autumn**

The weather starts to get cooler.

Leaves change colour and fall from the trees.

Acorns and conkers fall to the floor.



## **Winter**

It gets cold and sometimes snows.

People wear hats and gloves.

Some trees have no leaves left.




# Read and Draw the Seasons

Read the words and draw pictures to illustrate them.



Activity 4 - Write about the seasons

# My Seasons



In spring, I like to...

---

---

---

---

In summer, I like to...


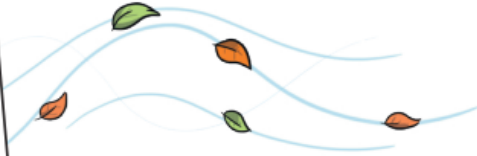

---

---

---

---

# My Seasons



In autumn, I like to...

---

---

---

---

In winter, I like to...

---

---

---

---