



















Lessons 1 and 2 will be taught at school. whatever days your child attends. This means you can work on activities 3 and 4 from home on your 'off' days.
If you are continuing to learn from home, then you can work through the activities in whichever order you wish 😊

Lesson	Activity	Guidance for Parents
1 Science	Looking after animals. If you have some farm animals to play with - or use the sheet attached and make your own puppets. When animals are at a farm - they still need to be looked after and cared for. Sometimes they might get sick or injured. Who would care for them? A Vet 😊 Can you pretend to be a vet and look after your injured animals. How are you going to make them better?	<i>We are looking at farm animals- so either use pretend animals or the sheet attached to make their own farm. There is sheet of suggested scenarios of emergencies for their role play situations. You could just talk it through if you don't have the facilities.</i>
2 PHSE	https://www.youtube.com/watch?v=sDjOY0Qx9LA There is a Topsy and Tim episode which you can watch where they look after their dog. Their dog has a sore paw and they look at different ways of looking after their dog. Do you have a pet? How would you look after a pet if they were not well? Why not pretend to look after an animal. There is a sheet you can write on to say which animal you took to the vet- it could be a pet or farm animal- you could draw how you helped the animal.	<i>Linked with science we are thinking about caring for animals. Encourage you child if they have a pet to talk about looking after their pet- or if they don't choose a pet or animal they would like to look after and think about how they can be kind and caring.</i>
1 Geography	Let's look at habitat on the farm. Have you ever been to a farm? There are several farms around Wickford that have a variety of animals. Have you thought about the places that animals live in? We have a lovely comfy home to live in. Animals need different places to live, why do you think this is? Can you match up the different animals and their homes? Can you see what their differences are and what are things that are similar?	<i>You could talk about experiences of farms you have visited and the different animals. We are thinking about where they live, and looking for similarities and differences. There is a matching activity, which you could cut and stick or talk through.</i>
3 P.E	Our theme this week in P.E. is 'On the farm' Can you name some animals that live on the farm? What noise do they make? Find your own space and when an adult says the name of an animal- make an action for that animal and the noise. Cows- on all fours. Rabbit- squat down with hands on the floor, Pig - rolling from side to side in the mud, Ducks- arms flapping. When an adult says- The sheep dog is coming- you start to jog again in the area.	<i>There is a music file which you can use as you carry out this activity. Encourage your child to think about the different animals and movements they will make.</i>

Habitat

 <p>hen's house</p>	 <p>pond</p>	 <p>bee hive</p>
 <p>stable</p>	 <p>kennel</p>	 <p>hutch</p>
 <p>pig pen</p>	 <p>barn</p>	

Farm Animal

 <p>bee</p>	 <p>dog</p>	 <p>cow</p>
 <p>chicken</p>	 <p>horse</p>	 <p>duck</p>
 <p>pig</p>	 <p>rabbit</p>	

Farm play - Situations

teachers' notes

Suggestions for setting up the small-world farm with some 'emergencies' or for role-play situations.

- Put small crunched-up pieces of paper and other small objects such as a paper clip, balloon, bottle top, etc, in the field where the cows are to suggest that rubbish has been dumped in the field. The cows may get injured by it.
- Move the pieces of fencing apart and put a toy car nearby to suggest that there is a hole in the fence next to the road – the animals may escape and be hurt on the road.
- Place a lamb in a separate field, suggesting that it has strayed from its mother and become lost.
- Put a toy fox amongst the chickens to suggest that the chickens weren't shut into their shed the night before.
- Stick a large yellow sun on the wall next to the farm and put the pigs in the field with an empty drinking trough. It is a sunny day and the pigs are out in a field where there isn't any shade or water.
- Stick a blue ice symbol on the wall next to the farm and replace the water in the drinking trough with an ice cube to suggest it is a very cold day and the water in the sheep's drinking trough has iced over.
- Wrap a small amount of string around the leg of one of the animals, with some of it trailing behind, as though it has been caught up in something and may be injured.