



Lessons 1 and 2 will be taught at school. whatever days your child attends. This means you can work on activities 3 and 4 from home on your 'off' days. If you are continuing to learn from home, then you can work through the activities in whichever order you wish 😊

Lesson	Activity	Guidance for Parents
1 P.E	Our theme this week is <u>under the sea</u> . Let's pretend to be different creatures under the sea. <b>Octopus</b> - bounce up and down, waving your arms by your side. <b>Shark</b> - running with quick changes of direction. <b>Stingray</b> - glide in spaces with arms out in a wide shape. <b>Seahorse</b> - galloping around. What other creatures can you pretend to be? Think about being in the ocean using soft, slow movements. Don't forget your warm-up and cool down.	There is a video to give guidance on how they could act and move to 'under the sea' There is a music file as well to encourage their own interpretation.
2 P.H.S.E	As part of World Ocean Day, let's think about how we can help keep our oceans and seaside's clean. We have been inside for several weeks, but we are now allowed to go out to places, keeping a safe distance. When it has been sunny people have enjoyed going to the beach, but unfortunately, they have not always taken everything home that they brought with them. Have a look on page 2. How do you feel about this? What do you think would help to make people keep our seaside's tidier?	We like to encourage discussion about the world and what is happening around us. Encourage your child to talk and express their own opinions and think about ways we can help.
3 Geography	Let's investigate oceans- Did you know there are 5 oceans of the world. Have a look at the map. Can you see the United Kingdom where we live? Which ocean do we live in? Why not find out more about the Atlantic Ocean, what area does it cover, which species of animal live in the ocean? If you like Nemo and Dory films, can you find out what oceans they live in? (This is a PowerPoint with some more information to help you)	We live in a big world. If you have a map or can access a map, have a look at the different oceans, encouraging them to ask questions, what can they see, can they find our country, where we live. We are just encouraging them to enquire and investigate at this stage.
4 Art	<b>Monday 8<sup>th</sup> June is World Ocean Day</b> - Helping us to be aware of our oceans and looking after them. Why not get creative and make an ocean picture. Think about the background, what could it be. What animals have you found out about that live in the ocean you could draw these to put in your pictures. You could paint, use plastic, recycle objects, use your imaginations. Show us what you make.	Linking with learning about the Ocean, the children can make a picture of the ocean. Let them use their imaginations and equipment you have to support this. It can be pencils, paint or other objects that you may have. There is a guide on how to draw a fish and octopus on page 2 if they would like to use it to help.



Fish

1.



2.



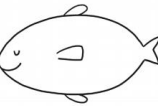
3.




4.



5.




6.



Octopus


1.




2.




3.




4.



5.



6.



How can we help people to keep our seaside clean?