



English/Literacy Activities

Date: 22.06.20 Focus: Farmer Duck Comprehension

Activities 1 and 2 will be taught at school on whatever days your child attends. This means you can work on Activities 3 and 4 from home on your 'off' days. If you are continuing to learn from home, then you can work through the activities in whichever order you wish 😊


Activity	Guidance for Parents
<p>1</p> <p><u>To order events from a story</u></p> <p>https://www.youtube.com/watch?v=Gug6P8l1q6c</p> <p>Last week in Guided Reading we read Farmer Duck. Reread or watch the story again.</p> <p>Look at the pictures of all the different jobs Duck is expected to do. Is it fair? Can you remember the order in which he did the jobs? Who does all of the jobs in your house or is the work shared out fairly?</p>	<p>Watch the video or read the book again. Get your child to order the pictures. These can be:</p> <ul style="list-style-type: none">• printed out, cut up and stuck into workbook in the correct order• Printed out and numbered on the sheet• Written out in the correct order in the book e.g. fetch the cow, carry the sheep... (if no printer is available) <p>This activity is to practise recall of a text and memory skills.</p> <p>Order = B - 1, C - 2, A - 3, F - 4, D - 5, E - 6</p>
<p>2</p> <p><u>To give an opinion on a story</u></p> <p>What did you think of the story? Did you like the farmer? Talk about being lazy and why it can affect the people around you. Was it fair that the farmer did whatever he wanted and left Duck to do all of the work? How did you feel about the other animals and what they did for Duck? Where do you think the farmer went/what happened to the farmer next?</p>	<p>Get your child to write a response to the story in their workbook. This might be a simple mind map, a sentence or a paragraph. Encourage them to write about their emotional response to the story - what did they think/feel about it. They might talk about a particular part that they liked or disliked, or something they thought was unfair. They can also draw a picture to go with what they have written.</p> <p>Use the phonics mat and tricky words to help your child write independently.</p>

3

To think about a character's opinion


Do you think Duck likes the farmer? What might he want to say to him at the beginning when he is doing all of the jobs?

What about at the end when the other animals have scared the farmer away?



Talk about fairness and being appreciated. Discuss how if the farmer had been nicer to Duck that he might have wanted to help and they could have shared the jobs out. Print out the sheet and write directly into the thought bubbles OR draw a bubble into your workbook and write there. Encourage the use of their phonics mat to make plausible attempts at spellings rather than writing the words for them to correctly copy them.


4



Can you read the sentences and make the picture match the sentence?

Decode the sentences, using the sound buttons to help - dot underneath means single sound, line underneath means two letters one sound. Once they have sounded out the words encourage them to say the sentence all in one go to make it sound fluent as opposed to the robotic sounding out. Draw directly onto the sheet to make the picture match the sentence, or draw a picture in your workbook to match the sentences.

A




B



C




D




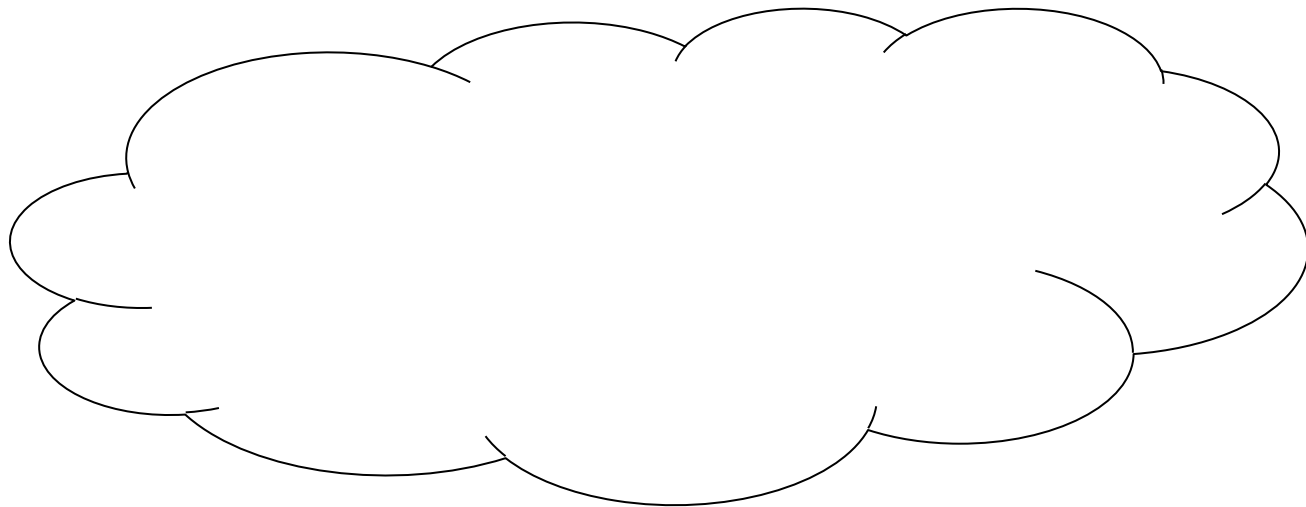

E



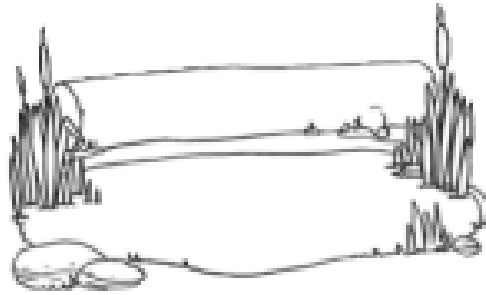
F




Ducks' thoughts in 'Farmer Duck'




Six frogs sit on a log.
.....



The dog is green.
.....



A cat is in **the** tree.
.....



Three pigs sat in **the** pen.
.....

