

Activities 1 and 2 will be taught at school on whatever days your child attends. This means you can work on Activities 3 and 4 from home on your 'off' days. If you are continuing to learn from home, then you can work through the activities in whichever order you wish ☺

Activity	Guidance for Parents
<p><b>1</b></p> <p><a href="https://www.youtube.com/watch?v=Ketu-SWDyD0">https://www.youtube.com/watch?v=Ketu-SWDyD0</a> Watch the story.</p> <div data-bbox="555 517 1095 903" data-label="Image"> </div>	<p>If you have access to a printer, cut the pictures and put them back into the correct order. Talk about what is happening in each picture. Can your child remember the wording that the author uses? (If you do not have access to a printer then you can use the pictures on a screen already in the correct order to retell the story)</p> <p>Discuss the repetition of 'And this is what he sees' and 'THERE'S A SHARK IN THE PARK' Talk about the use of capital letters.</p>
<p><b>2</b></p> <p><a href="https://www.youtube.com/watch?v=Ketu-SWDyD0">https://www.youtube.com/watch?v=Ketu-SWDyD0</a> Watch the story. Focus on the telescope and what he sees. Has anyone ever used a telescope before? What are they used for and by who?</p> <div data-bbox="241 1126 510 1410" data-label="Image"> </div>	<p>Discuss why Timothy kept getting confused - because his telescope changes how he sees the size of things so he could only see one part of the cat, crow and hair.</p> <p>Complete the name the animal worksheet. Print and complete, or discuss on screen and write answers in your home learning book. Focus on using phonic knowledge to sound out the names of the animals</p>

3



How would finding a shark in the park make you feel?

Play Jaws music and talk about how Timothy must have felt when he thought he saw a shark. Remind children what an adjective is. Make a mind map of descriptive words for a shark around the pictures. This might be how a shark looks, or how a shark might make you feel.

Write a sentence about Timothy finding the shark in the park using some of the words from your mind map.

4

### Animal Facts: Sharks

Sharks are the most fearsome predatory fish of the seas. There are 375 species, living mostly in warm seas.



Nurse sharks grow a new set of teeth every 8 days.



Up to 20 people die from recorded shark attacks each year.



Sharks have a skeleton made of rubbery cartilage - most other kinds of fish have bony skeletons.



The biggest fish is the whale shark, which can grow to well over 12 m long. Unlike other sharks, the whale shark and the basking shark mostly eat plankton and are completely harmless.



The killing machine of the shark world is the great white shark, responsible for most attacks on humans.



Great white sharks are the biggest meat eating sharks, growing to over 7 m long.



A shark's main weapon are its teeth - they are powerful enough to bite through plate steel.





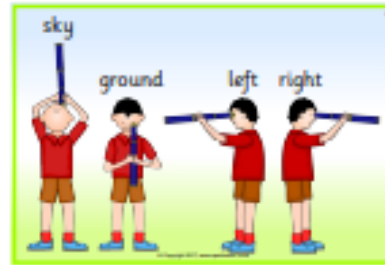

Sharks put so much strain on their teeth that they always have three or four spare rows of teeth in reserve.



Hammerhead sharks can also be dangerous. They have T-shaped heads, with eyes and nostrils at the end of the T.



Write a fact file on sharks. Research together. Read the interesting facts to your child; get them to repeat the back to you. After, ask them to tell you 3 facts about sharks. The facts they remember can be used to make their own fact file. Encourage them to write independently.



# Through a telescope - Name the animals



---



---




---



---



---




---




Can you think of adjectives to describe sharks?





# Sharks!



1.

2.

3.