

English Talk 4 Writing Week 4


w/c 015.06.2020


Recount

This week we are going to produce a
recount for an Aliens trip to Zargon
10.

We will practice first then write our
whole piece.

Activity 1






Detail please

Before you write your log, try practising some sentences that will help you to add detail about what you are doing. We are going to use *and* and *but* to add detail. For example:

1. I visited the crystal waterfalls and took samples of the flowing purple liquid.
2. They looked rather like earth spiders but had 12 legs and tiny horns on their heads.

Try altering sentences from your ideas above, using and or but to add detail.




'When' or 'How' please

The log uses sentence signposts to tell the reader when or how something is happening. The ones used in the log are known technically as 'fronted adverbials' – adverbs (or phrases beginning with adverbs) that are placed at the front of sentences. (When: *first, Next, After that, Then, Afterwards, When I got in, When I got up.* How: *Carefully, Excitedly, Slowly, Without stopping, Quickly, Bravely, Greedily.*)

For example:

1. *Next, I took measurements of wind speed*
2. *Carefully, I scooped up two of them to take back to the ship.*

Redraft sentences from your ideas above, using fronted adverbials to show when and how.



Explain please


Now try practising some sentences that will help you explain what you were doing using *because* to add your explanation.

For example: *Finally, I headed back to the ship because it was getting late.*

Take sentences from your ideas above but add *because* to explain why you did something. Start your sentence with a fronted adverbial again. For example:

1. *First, I packed my metal umbrella because the planet has acid rain.*
2. *Excitedly, I captured the insects because I wanted to study them.*

Activity 2



This may take two or three days-
Take your time to reread what
you have written on day 2 of
writing your log to ensure your
writing makes sense.

Write Away! A Day in Zargon 10

Now you're ready to write your log!

Use your plan (and the model for Zargon 9 if it helps) to draft your recount log

Remember to:

- Add detail to your sentences by using *and* or *but*;
- Add explanation to your sentences using *because*;
- use fronted adverbials like *After that*, to start some sentences;
- Check your capital letters at the start of sentences, full stops at the end and commas after your fronted adverbials.

Don't forget to read your work and check it flows nicely and makes full sense.

P1

Underlying structure	New Ideas
<i>Intro: state when the event happened, sum up the day & tell the reader something interesting</i> <i>Yesterday – unbelievable- explore</i> <i>First time –Joomula – not expect –wonderful sights</i>	
What you did before you set off: Put on space boot – only 20% gravity – set out 9:45am space time	

A Day in the Life...

Yesterday was the most unbelievable day of exploring yet! It all started when I landed on Zargon 9. It was the first time I had ever visited the Joomula system and I wasn't expecting to see such wonderful sights. Excitedly, I put on my exploring suit and gravity boots because there is only 20% gravity on the planet. I set out at 09.45am space time.

Event 1 – what happened?

First samples of liquid- falls.

After that – small creatures- through soil

Looked like spiders – 12 head- horns

Carefully –took two- back to ship.

First, I visited the crystal waterfalls and took samples of the purple liquid that cascaded down the falls. After that, I studied the tiny creatures that were teeming through the hard, red soil that covered the landscape. They looked rather like earth spiders but had 12 legs and tiny horns on their heads. Carefully, I scooped up two of them to take back to the ship.

Event 4/5/6... – what happened next?	
<i>After that, Next, Then, ...</i>	
<i>Have a many imaginative events as you like</i>	

**Use the same model structure as before for
these paragraphs.**

**Remember you do not have to do them if you
can't.**

Event 2 – what happened?

Next – measurements wind speed –
recorded temperature 1004 degrees –
volcano – like normal but –tall, slim tube

Event 3 - what happened?

*After volcano trip, - walked across sludge plains-
covered in green mud*

Easy to walk- but wobbled if too fast

Next, I took measurements of wind speed and recorded a temperature of 1004 degrees around the funnel volcano, which is like a normal volcano but the shape of a tall, slim tube. After the volcano trip, I walked across the bubbling, sludge plains that were covered in green mud. It was easy to walk on but it wobbled and rippled if I went too fast.


Round off your report and tell the reader where you are going next.	
---	--

Finally, - back to ship – because late

When- recorded findings –stored samples

Tomorrow – travel to Zargon 10

Finally, I headed back to the ship because it was getting late. When I got in, I recorded my findings and stored my samples in the lab. Tomorrow, I will travel to Zargon 10.



**Well done, remember to show
an adult what you have done
when you finish each day**




Activity 3


Non Fiction- Persuasion

I Want To Go There!

**Zargon 10 sounds like a brilliant planet to visit.
Let's have a go at persuading people to visit it.
Take a look at the example advert:**



Advert



Fabulous fun for all the family at Alien Park

Are you ever bored at the weekend? Do you long for something exciting to do? Why not zoom to Alien Park and enter an amazing world?

Marvel at flying vampires. Wonder at the Dragons' Cave. Be amazed by Crocodile World. There is also ample parking, a cool café and a stunning shop.

Only 5 minutes from airstrip 21! Join the Alien A-team!

Things to include in your advert.

- **Ask 3 questions:**

- ☐ Are you ever bored at the weekend?
- ☐ Do you long for something exciting to do?
- ☐ Why not zoom to Aliens Park and enter an amazing world?

- **Use emotive vocabulary :** Words that are **sneaky** and **boastful** that try and make you think everything is absolutely wonderful. Look at the underline ***emotive words*** in the advert above. **Can you spot any more?**

- **Tell your reader what to do by using bossy imperative verbs:** **Marvel** at flying vampires. **Wonder** at the Dragons' Cave. **Be amazed** by Crocodile World.

- **Add on more detail with a sentence of 3 things:** There is also **ample parking**, a **cool café** and a **stunning shop**.

- **Tell the reader where it is:** Only 5 minutes from **airstrip 21!**

- **Round off with a catchy slogan:** **Join the Alien A-team!**


Plan your Advert

- What do you want to say about Zargon 10? Use the box plan or maybe make a mind map to plan your ideas.
- You can use some of the sentences above but try to add sentences and ideas of your own.

Underlying structure	Jot down your ideas in note form
Ask a question to the reader to draw them in e.g. <i>Do you ...</i>	
Tell the reader what there is on Zargon 10. Name 3 things. e.g. <i>Don't miss...</i>	
Add on more detail with a sentence of three	
Tell them where it is	
End with a catchy slogan e.g. <i>See you there!</i>	



★ Now you're ready to write your advert! Use your plan to draft it on a separate piece of paper and don't forget to check the punctuation and flow. Does it sound persuasive enough?



Make your advert colourful and loud! Send picture of your work to your class emails, your teachers would really like to see your work.

We hoped you enjoyed our Non-Fiction English
Topic.

Well Done for completing all of the
English Tasks.

Don't forget to show your teachers
We really want to see how you have
been getting on.

